


Kunsill Lokali Pembroke

Triq Alamein
Pembroke, PBK 1776,
Malta.

Tel : (+356) 2137 2111 Fax : (+356) 2137 2555

Web page : www.pembroke.gov.mt

e-mail : pembroke.lc@gov.mt

**Pembroke Local Council**

Alamein Road
Pembroke, PBK 1776,
Malta.

Tel : (+356) 2137 2111 Fax : (+356) 2137 2555

Web page : www.pembroke.gov.mt

e-mail : pembroke.lc@gov.mt

MINUTI**Laqgħa tal-Kunsill Lokali Pembroke****SEBA' LEGISLATURA****Laqgħa Numru 05/2017**

It-Tlieta 25 ta' April, 2017

Il-Kunsill Lokali Pembroke Itaq' fl-Uffiċċju Amministrattiv tiegħu li jinsab fl-indirizz Triq Alamein, Pembroke, fil-5:30 ta' filgħaxija.

PREŻENTI:

Dean Hili – Sindku
Raymond Lanzon – Viċi Sindku
Mark Causon – Kunsillier
Charles Cesare – Kunsillier

ASSENTI b'APOLOGIJI (Skont Ordni Permanenti 14A (3):

Il-Kunsillier Evelyn Vella Brincat (**Dok. 1**)

ASSENTI

Ma kien hemm ħadd assenti.

UFFIĊJAL PREŻENTI:

Kevin Borg – Segretarju Eżekuttiv
Jesmar Scicluna - Ambaxxatur Lokali għaž-Żgħažagħ
L-Accountant tal-Kunsill Romina Perici Ferrante

Sindku : Avv. Dean Hili Viċi Sindku : Raymond Lanzon
Kunsilliera : Evelyn Vella Brincat, Mark Causon u Charles Cesare

Segretarju Eżekuttiv : Kevin Borg

Minuti

Is-Sindku Dean Hili ppresjeda l-laqqha.

5.1 Qari tal-ittri ta' apologiji.

- 5.1.1 Is-Segretarju Eżekuttiv informa lill-Kunsill li l-Kunsillier Evelyn Vella Brincat talbet li tiġi skużata.
- 5.1.2 Il-Kunsillier Mark Causon xtaq ikun jaf jekk ingħatat xi tip ta' raġun u s-Sindku Dean Hili wieġeb li fl-email ma kien hemm ebda raġuni ta' skuża.

5.2 Kunsiderazzjoni u Approvazzjoni tal-Minuti 04/2017.

- 5.2.1 Is-Sindku Dean Hili ppropona l-approvazzjoni tal-Minuti referenza 04/K7/2017 kif ipprezentati.
- 5.2.2 Il-Viċi Sindku Raymond Lanzon issekonda.
- 5.2.3 Il-Kunsill qabel unanimament.
- 5.2.4 Is-Sindku Dean Hili ppropona sospensjoni tal-aġenda biex items 5.6 u 5.11 jiġu diskussa qabel il-kumpliment tal-items tal-aġenda.
- 5.2.5 Il-Viċi Sindku Raymond Lanzon issekonda.
- 5.2.6 Il-Kunsill qabel unanimament.

5.6 Rapport Finanzjarju 2017 Kwart 1.

- 5.6.1 Is-Sindku Dean Hili ppreżenta lill-Kunsill ir-rapport finanzjarju għall-perjodu Jannar – Marzu 2017 (**Dok 2**) fejn stieden lill-Accountant biex tagħti l-ispjega tagħha. Wara l-ispjega tal-accountant, il-kelliem ippropona l-approvazzjoni tar-rapport kif ipprezentat.
- 5.6.2 Il-Kunsillier Mark Causon issekonda.
- 5.6.3 Il-Kunsill qabel unanimament.

5.11 Emendi għall-Financial Statements għas-sena finanzjarja 2016.

- 5.11.1 Is-Sindku Dean Hili għamel referenza għall-korrispondenza mingħand l-Awdituri fejn talbu li jsiru aġġustamenti għall-Financial Statements għas-sena 2016. Il-kelliem irrimarka li għalkemm kien hemm aġġustamenti proposti li l-Kunsill ma qabilx magħhom, dawn kellhom jiġu aċċettati. Il-kelliem ippropona li r-rapport jiġi approvat kif ipprezentat. (**Dok. 3**)
- 5.11.2 Il-Kunsillier Mark Causon issekonda.
- 5.11.3 Il-Kunsill qabel unanimament.

5.3 Tweġibiet għall-Mistoqsijiet tal-Kunsillieri.

- 5.3.1 Is-Segretarju Eżekuttiv Kevin Borg informa lill-Kunsill li l-Kunsillier Mark Causon kien baġħat klarifika dwar il-Minuti 04/2017 item 4.4.2. **(Dok 4)**
- 5.3.2 Is-Sindku Dean Hili wieġeb li dwar il-proposta li kienet saret mill-Kunsill xi xhur ilu rigward landscaping fil-viċinanza tal-proġett li qiegħed isir mill-Ministeru għall-Familja u Solidarjeta` Soċjali, jidher ċar mill-komunikat li sar permezz tat-telefon u anke mill-emails sussegwenti, li l-Ministeru ma jixtieq jibda l-ebda proġett jew forma ta' infieq iehor qabel ma jitlesta l-proġett inizjali bid-disinj u l-budget li diġa ġie allokat, minkejja li ma jeskludux il-possibilita` li jsir xogħol iehor fil-ġejjieni. Dwar it-tħawwil tas-siġar fiż-żona ndikata, il-kelliem fakkar lill-Kunsillier Mark Causon illi jaf daqsu li saret laqgħa ftit tal-ġimgħat ilu, eżattament nhar l-14 ta' Marzu 2017 mal-kollega tiegħu is-sur Charles Camilleri mill-PARKS fil-preżenza tas-sur Causon stess, fejn dan kien xettiku li fiż-żona ndikata mill-Kunsillier Mark Causon jithawwlu s-siġar peress li hemm il-blat fil-wiċċ u prattikament m'hemm ebda ħamrija u għalhekk impossibbli li jinżergħu s-siġar.
- 5.3.3 Il-Kunsillier Mark Causon staqsa x'sar mill-laqgħa mal-PA. **(Dok. 4)**
- 5.3.4 Is-Sindku Dean Hili wieġeb li rigward il-laqgħa mal-PA, jekk kien qiegħed jifhem li kien qiegħed jirreferi għal-laqgħa li talab il-Kunsill dwar l-għoli tal-bini, irrimarka li Il-Kunsillier Mark Causon kien isegwi l-emails bħal kull membru tal-Kunsill u għalhekk jimmaġina li huwa konxju tal-fatt li din ġiet posposta darbtejn, mhux fuq talba tal-Kunsill u issa hija skedata għal nhar il-Ġimgħa 12 ta' Mejju 2017.
- 5.3.5 Peress li ma kienx hemm aktar mistoqsijiet, is-Sindku Dean Hili għadda għall-item li kien imiss.

5.4 Komunikazzjoni mis-Sindku.

- 5.4.1 Is-Sindku Dean Hili għamel referenza għall-korrispondenza **46/1132/17/I** fejn Galea Cleaning Solutions JV talbu li jingħataw konċessjoni ta' 12-il ġurnata fis-sena (li jinħadmu nhar ta' Sibte) biex ikunu jistgħu ilaħqu max-xogħol tal-qtugħ tal-ħaxix li jitla' mal-bankini. Wara diskussjoni li saret, is-Sindku Dean Hili ppropona li jekk hemm qbil din it-talba għanda tiġi milqugħa.
- 5.4.2 Il-Kunsillier Mark Causon issekonda.
- 5.4.3 Il-Kunsill qabel unanimament.
- 5.4.4 Is-Sindku Dean Hili għamel referenza għall-korrispondenza **46/1131/17/I** dwar laqgħa li saret mas-sur Joe Farrugia vis-a-vis wirja b'konnessjoni mal-inġiniera Maltin li kienu stazzjonata f'Pembroke fi żmien l-Ingliżi. Il-kelliem ippropona li din il-wirja għandha ssir bil-kollaborazzjoni tal-Kunsill fejn žied li għandu jiġi printjat poster relatat u jitqassam fid-djar tal-lokal, wara li s-sur Farrugia jipprovdilha d-disinn tiegħu.
- 5.4.5 Il-Kunsillier Charles Cesare ssekonda.
- 5.4.6 Il-Kunsill qabel unanimament.
- 5.4.7 Is-Sindku Dean Hili għamel referenza għall-korrispondenza **46/1089/17/I** fejn ippropona li l-Kunsill jilqa' l-istima ta' Galea Curmi Engineering għall-prezz

- ta' €250.00 + il-VAT biex jipprovdi lill-Kunsill l-ispeċifikazzjoni għad-dokument tat-tender għad-dawl dekorattiv għal żmien il-Milied.
- 5.4.8 Il-Viċi Sindku Raymond Lanzon issekonda.
- 5.4.9 Il-Kunsill qabel unanimament.
- 5.4.10 Is-Sindku Dean Hili għamel referenza għall-korrispondenza **46/1066/17/I** fejn informa lill-Kunsill li Ms. Rebecca Baldacchino mhux f'pożizzjoni l'igġedded il-kuntratt u għalhekk ippropona biex fil-ġimgħat li ġejja tinħareġ Expression of Interest biex tintgħażel persuna għida.
- 5.4.11 Il-Kunsillier Mark Causon issekonda.
- 5.4.12 Il-Kunsill qabel unanimament.
- 5.4.13 Is-Sindku Dean Hili għamel referenza għall-korrispondenza **46/1321/17/I** dwar Ċirkulari Numru 10/2017 - L-Immaniġġjar tal-Iskart Elettriku u Elettroniku (I-WEEE) miġbura mill-Kunsilli Lokali maħruġa mid-DGL fejn ippropona li l-Kunsill ma jarax il-bżonn u htiġa li tali servizz ikun mar-Reġjun meta l-Kunsill diġa kien iltaqa' maż-żewġ entitajiet liċenzjata jiġifieri GreenMT u GreenPak fejn eventwalment il-Kunsill kien approva li jaċċetta l-proposta ta' GreenPak biex joffru dan is-servizz mingħajr ħlas lill-Kunsill.
- 5.4.14 Il-Kunsillier Charles Cesare ssekonda.
- 5.4.15 Il-Kunsill qabel unanimament.
- 5.4.16 Is-Sindku Dean Hili għamel referenza għall-korrispondenza **46/1320/17/I** dwar Regional Economic, Social and Cultural Plan Reġjun Tramuntana (ESC) fejn ippropona li kull min jixtieq iressaq xi emendi għar-rapport għandu jinforma lis-Segretarju Eżekuttiv Kevin Borg halli jinforma lir-Reġjun.
- 5.4.17 Il-Viċi Sindku Raymond Lanzon issekonda.
- 5.4.18 Il-Kunsill qabel unanimament.
- 5.4.19 Is-Sindku Dean Hili għamel referenza għall-korrispondenza **46/1312/17/I** dwar proposta tar-Reġjun Tramuntana biex isir call centre reġjonali fejn jintlaqgħu l-ilmenti kollha tar-Reġjun, fejn ippropona li l-Kunsill ma jaqbel assulatament xejn ma' din il-proposta minħabba li l-Kunsill mhux tal-opinjoni li jkun moqdi aħjar minn sistema ċentralizzata peress illi l-Kunsill huwa konvint li kull ilment dwar haġa jew oħra fil-lokalita' tkun tista' tiġi ndirizzata mod aktar effikaċi mill-amministrazzjoni tal-Kunsill li ta' kuljum ikunu fil-lokal.
- 5.4.20 Il-Kunsillier Charles Cesare ssekonda.
- 5.4.21 Il-Kunsill qabel unanimament.
- 5.4.22 Is-Sindku Dean Hili għamel referenza għall-korrispondenza **46/1301/17/I** dwar talba mingħand AU4MC fejn talbu l-permess tal-Kunsill biex nhar is-6 ta' Ġunju 2017 jorganizzaw attvita' soċjali fil-karkeġġ li hemm bejn il-ground ta' Pembroke Athleta u l-bajja ta' Pembroke, fejn ippropona li l-Kunsill m'għandux isib oġġezzjoni għal din it-talba li għandha għan filantropiku u ta' fund raising.
- 5.4.23 Il-Kunsillier Charles Cesare ssekonda.
- 5.4.24 Il-Kunsill qabel unanimament.

- 5.4.25 Is-Sindku Dean Hili għamel referenza għall-korrispondenza **46/1346/17/I** dwar talba li għamel is-sur Michael Aquilina fejn talab li jindokra biċċa art li hemm biswit il-propjeta' tiegħu fejn ippropona li l-Kunsill ma sibx oġġezzjoni basta s-sur Aquilina ma jkollu ebda tip ta' pussess u/jew pretenzjonijiet fuq is-sit, immaterjalment minn kemm idum igawdi l-użu tagħha, kif ukoll li ma jista' jsir ebda żvilupp fuq is-sit.
- 5.4.26 Il-Kunsillier Mark Causon issekonda.
- 5.4.27 Il-Kunsill qabel unanimament.
- 5.4.28 Is-Sindku Dean Hili għamel referenza għall-korrispondenza **46/1350/17/I** dwar l-installazzjon ta' public water dispenser fejn ippropona li l-ewwel magna għandha tiġi proposta li titpoġġa fi Triq Alamein fejn hemm il-letter box.
- 5.4.29 Il-Kunsillier Charles Cesare ssekonda.
- 5.4.30 Il-Kunsill qabel unanimament.

5.5 Rapporti, ilmenti u ordnijiet ta' xogħlijiet.

- 5.5.1 Is-Segretarju Eżekuttiv Kevin Borg ippreżenta lill-Kunsill:
- **Internal Memo 18/2017** - Lista ta' laqgħat li saru bejn laqgħa referenza 04/K7/17 u 05/K7/17. (**Dok. 5**)
 - **Internal Memo 19/2017** - Lista ta' works orders maħruġa bejn laqgħa referenza 04/K7/17 u 05/K7/17. (**Dok. 6**)
 - **Internal Memo 20/2017** - Lista ta' ilmenti li saru bejn laqgħa referenza 04/K7/17 u 05/K7/17 u li għadhom pendenti. (**Dok. 7**)
- 5.5.2 Is-Sindku Dean Hili għamel referenza għall-**Internal Memo 19/2017** dwar works orders maħruġa bejn laqgħa u oħra, fejn ippropona r-ratifikazzjoni tagħhom, liema works orders inħarġu skond l-esiġenzi li kellu l-Kunsill.
- 5.5.3 Il-Kunsillier Charles Cesare ssekonda.
- 5.5.4 Il-Kunsill qabel unanimament.
- 5.5.5 Is-Sindku Dean Hili għamel referenza għall-**Internal Memo 20/2017** dwar l-ilment li kien għad hemm pendenti, fejn talab il-kumment tal-membri tal-Kunsill. Il-kelliem ippropona li dwar ilment biex isiru akar tabelli fuq ix-xagħri ħalli n-nies iżommu l-klieb biċ-ċinga, il-Kunsill iħoss li hemm biżżejjed tabelli li jindikaw dan.
- 5.5.6 Il-Kunsillier Mark Causon issekonda.
- 5.5.7 Il-Kunsill qabel unanimament.

5.7 Street Light Programme Manager Licence Fee and Maintenance.

- 5.7.1 Is-Sindku Dean Hili nforma lill-Kunsill li għalissa l-Kunsill għandu jistenna meta ser jinħareġ it-tender kif mitlub mid-DGL u għalhekk il-kelliem

ippropona li ladarba jidher li l-proċess mir-Reġjun Tramuntana ma sarx kif suppost, il-Kunsill m'huwa ser jagħmel ebda ħlas relatat lir-Reġjun.

5.7.2 Il-Kunsillier Mark Causon issekonda.

5.7.3 Il-Kunsill qabel unanimament.

5.8 Flyer informattiv.

5.8.1 Is-Sindku Dean Hili rrimarka li dan is-suġġett kien ġie pospost mil-laqqgħa preċedenti peress li l-Kunsillier Evelyn Vella Brincat (li kienet il-Kunsillier li talbet li jiġi diskuss dan is-suġġett) kienet skużata, illum ma jistax jiġi diskuss peress li reġgħet tinsab skużata.

5.9 The Goalkeeper Battle 2017 Annual Event.

5.9.1 Is-Sindku Dean Hili rrimarka li dan is-suġġett kien ġie pospost mill-laqqgħa preċedenti peress li l-Kunsillier Evelyn Vella Brincat (li kienet il-Kunsillier li talbet li jiġi diskuss dan is-suġġett) kienet skużata, illum ma jistax jiġi diskuss peress li reġgħet tinsab skużata.

5.10 Estenzjoni ta' Tender 03/2015, 04 & 05 & 06/2016, Kwotazzjoni 01 & 02/2016.

5.10.1 Is-Sindku Dean Hili nforma lill-Kunsill li **(1) Tender 03/2015** – Tender for Upkeep Maintenance of Parks Gardens, ser jiskadi fil-11 ta' Novembru 2017 u jista' jiġġedded għall-perjodu ta' sena oħra; **(2) Tender 04/2016** - Tender for Weeding, Sweeping and Cleaning of Urban Roads in an environmentally friendly manner, **(3) Tender 05/2016** - Tender for Weeding Sweeping and Cleaning of Non Urban Roads in an environmentally friendly manner, u **(4) Tender 06/2016** - Tender for Cleaning clearing and grass cutting of Soft Areas in an environmentally friendly manner, ser jiskadu fil-31 ta' Ottubru 2017 u jistgħu jiġġeddu għall-perjodu ta' sena oħra; **Kwotazzjoni 01/2016** - Cash Collection Services ser jiskadi fil-31 ta' Lulju 2017 u jista' jiġġedded għall-perjodu ta' sena oħra; **Kwotazzjoni 02/2016** - Maid Services ser jiskadi fit-30 ta' Ġunju 2017 u jista' jiġġedded għall-perjodu ta' sena oħra. Fid-dawl ta' dan il-kelliem ippropona li dawn l-offerti għandhom kollha jiġu mġedda b'terminu ta' sena oħra.

5.10.2 Il-Kunsillier Mark Causon issekonda.

5.10.3 Il-Kunsill qabel unanimament.

5.12 Triq Arnhem – Talba għal road hump u zebra crossing

5.12.1 Is-Sindku Dean Hili nforma lill-Kunsill li reġgħet saret talba mill-Luxol Sports Club biex toġhla aktar ir-road hump li hemm fi Triq Arnhem kif ukoll l'issir zebra crossing fl-istess triq bejn il-ground u l-klabb. Il-kelliem fakkar lill-Kunsill li dan is-suġġett diġa kien ġie diskuss u eżawrit fejn ittiegħdet deċiżjoni waqt il-laqqgħa tal-Kunsill nhar is-26 ta' Ottubru 2017 referenza Minuti 12/K7/2016, liema deċiżjoni kienet tgħid li *'pedestrian crossing mhuwiex*

possibbli l'issir peress illi ma hemmx post fejn isiru bankini fuq iż-żewġ naħat tal-crossing skond standards uffiċjali' kif ukoll kien ġie approvat 'li jsiru t-tabelli li hemm nieqsa fuq il-post inkluż no right turn, speed limit, u oħrajn, kif ukoll jekk ikun hemm qbil mal-Luxol FC, Triq Arnhem għandha terġa' issir kollha One Way direzzjoni minn Triq Alamein lejn Triq Sant' Andrija'. Il-kelliem żied li dak approvat kien kollu sar.

- 5.12.2 Fid-dawl ta' dan kollu, il-Viċi Sindku Raymond Lanzon ippropona li l-klabb għandu jerga' jiġi nformat b'dan.
- 5.12.3 Il-Kunsillier Charles Cesare ssekonda.
- 5.12.4 Il-Kunsill qabel unanimament.

5.13 Risk Assessment 2017 Report.

- 5.13.1 Is-Sindku Dean Hili ppropona li l-Kunsill għandu jara li fejn huwa possibbli, l-maġġoranza tal-punti ndikata fir-rapport għandhom jiġu ndirizzata u għalhekk is-Segretarju Eżekuttiv Kevin Borg għandu jiġi awtorizzat jaġixxi biex jiġu ndirizzata.
- 5.13.2 Il-Kunsillier Charles Cesare ssekonda.
- 5.13.3 Il-Kunsill qabel unanimament.

5.14 Kunsiderazzjoni u Approvazzjoni tal-iskeda ta' pagamenti.

- 5.14.1 Is-Sindku Dean Hili ppreżenta l-iskeda tad-dħul u ħruġ. **(Dok. 8 sa 10)**
- 5.14.2 Wara li l-Kunsilliera raw u skrutinaw il-kontijiet ippreżentati, is-Sindku Dean Hili ppropona l-approvazzjoni tal-kontijiet kollha kif ippreżentata.
- 5.14.3 Il-Viċi Sindku Raymond Lanzon issekonda.
- 5.14.4 Il-Kunsill qabel unanimament.

5.15 Mozzjonijiet.

- 5.15.1 Is-Sindku Dean Hili nforma li ma kienu daħlu ebda mozzjonijiet u għalhekk għadda għall-item li kien imiss.

5.16 Tmiem tal-Laqqgħa u data tas-seduta li jmiss.

- 5.16.1 Il-laqqgħa ntemmet fis-6:35pm u ġiet aġġornata għal 30 ta' Mejju 2017 fil-5:30pm.

Konfermati, illum 30 ta' Mejju, 2017

IFFIRMATA
Avv. Dean Hili
Sindku

IFFIRMATA
Kevin Borg
Segretarju Eżekuttiv

Sok 1

Pembroke Local Council at DLG


From: Evelyn Vella Brincat <evelynvellabrincat@gmail.com>
Sent: 25 April 2017 17:22
To: Pembroke Local Council at DLG
Subject: Today's meeting

Please excuse me from the meeting today.

Thank you

Evelyn Vella Brincat





Kunsill Lokali Pembroke

Ir-Rapport Finanzjarju ta' kull Kwart (Tliet Xhur)

NRU. 1 : Jannar sa Marzu 2017

Sena Finanzjarja 2017

2.1 Il-Varjazzjonijiet Konsolidati mill-Estimi tad-Dhul u l-Infqi

ACCT NO	DESCRIPTION	Quarter 1 2017				YEAR TO DATE 2017			
		ACTUAL Eur	COMMITTED Eur	TOTAL Eur	BUDGET Eur	ACTUAL Eur	COMMITTED Eur	TOTAL Eur	BUDGET Eur
2	Income								
0000	Government	106,017.00	0.00	106,017.00	105,213.85	106,017.00	0.00	106,017.00	420,855.39
0020	Bye-laws	2,963.00	0.00	2,963.00	2,175.00	2,963.00	0.00	2,963.00	8,700.00
0090	Investment	37.00	0.00	37.00	37.50	37.00	0.00	37.00	150.00
0100	General	171.00	0.00	171.00	0.00	171.00	0.00	171.00	0.00
	TOTAL	109,188.00	0.00	109,188.00	107,426.35	109,188.00	0.00	109,188.00	429,705.39
1	Expenditure								
1000	Personal emoluments	23,929.00	349.00	24,278.00	24,103.28	21,406.00	2,872.00	24,278.00	96,413.13
2000	Operations and maintenance	56,064.00	26,147.00	82,211.00	83,323.07	30,444.00	51,767.00	82,211.00	333,292.26
7000	Capital expenditure	10,176.00	0.00	10,176.00	0.00	10,176.00	0.00	10,176.00	0.00
	TOTAL	90,169.00	26,496.00	116,665.00	107,426.35	62,026.00	54,639.00	116,665.00	429,705.39
	Balance	19,019.00	(26,496.00)	(7,477.00)	(0.00)	47,162.00	(54,639.00)	(7,477.00)	0.00
	Opening Cash and Bank Balances			322,517.00				322,517.00	
Add	Grant Received								
Less	Grant Absorbed								
Add	Movement in Current Deferred Grant			0.00				0.00	
Add	Loss on Disposal of Assets			0.00				0.00	
	Future Commitments			(25,897.00)				(25,897.00)	
Add:	Balance (Surplus/(Deficit))			(7,477.00)				(7,477.00)	
	Available Funds			289,143.00				289,143.00	
	Allocation during Current Year			415,841.63				415,841.63	
	% Financial Situation Indicator			69.53%				69.53%	

Notes:

- 1 The amounts entered in the actual column will be the figures extracted from the Sage Reports
- 2 The amounts entered in the committed column will be those amounts not yet entered into Sage as Creditors or Accruals in the case of expenditure and any accrued income or amounts due still outstanding.
- 3 Future Commitments will include any tenders which have been awarded which have not yet commenced or which are partly completed. The amount committed to the project are as follows:


Bankina u railing Triq Burma	Euro
	25,897
	<u>25,897</u>

4 Contingent Liabilities

Euro

Declaration:

The Mayor and the Executive Secretary declare that the above statements show a true and fair view of the Council's position on the signing date and that all commitments have been included in these financial statements.


Mayor
Dr. Dean Hili LLD


Executive Secretary
Kevin Borg

25-04-17
Date

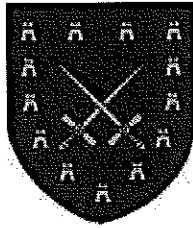
2.2 Il-Varjazzjonijiet mill-Estmi tad-Dhul fid-dettall

ACCT NO	DESCRIPTION	a	b	c=(a+b)	d	e	f	g=(e+f)	h
		Quarter 1 2017				YEAR TO DATE 2017			
		ACTUAL Eur	COMMITTED Eur	TOTAL Eur	BUDGET Eur	ACTUAL Eur	COMMITTED Eur	TOTAL Eur	BUDGET Eur
2	Income								
0000	Government								
0001	Annual	103,961.00	0.00	103,961.00	103,960.41	103,961.00	0.00	103,961.00	415,841.63
0002	Supplementary	953.00	0.00	953.00	0.00	953.00		953.00	
0003	Special needs	0.00	0.00	0.00	0.00	0.00		0.00	0.00
0004	Public/government delegations	0.00	0.00	0.00	0.00			0.00	
0005	Other	1,103.00	0.00	1,103.00	1,253.44	1,103.00		1,103.00	5,013.76
		106,017.00	0.00	106,017.00	105,213.85	106,017.00	0.00	106,017.00	420,855.39
0020	Bye-Laws								
0021	Community services	829.00	0.00	829.00	900.00	829.00	0.00	829.00	3,600.00
0036	Contravention of bye-laws	0.00	0.00	0.00	0.00	0.00	0.00	0.00	0.00
0056	Sponsorships	0.00	0.00	0.00	25.00	0.00		0.00	100.00
0066	General	2,134.00	0.00	2,134.00	1,250.00	2,134.00	0.00	2,134.00	5,000.00
		2,963.00	0.00	2,963.00	2,175.00	2,963.00	0.00	2,963.00	8,700.00
0090	Investment								
0091	Bank interest	37.00	0.00	37.00	37.50	37.00	0.00	37.00	150.00
0096	Government securities	0.00	0.00	0.00	0.00			0.00	0.00
		37.00	0.00	37.00	37.50	37.00	0.00	37.00	150.00
0100	General								
0110	Donations	0.00	0.00	0.00	0.00	0.00	0.00	0.00	0.00
0120	Contributions	171.00	0.00	171.00	0.00	171.00	0.00	171.00	0.00
		171.00	0.00	171.00	0.00	171.00	0.00	171.00	0.00
TOTAL		109,188.00	0.00	109,188.00	107,426.35	109,188.00	0.00	109,188.00	429,705.39

Noti:

2.3 Il-Varjazzjonijiet mill-Estimi ta' l-Infiq fid-dettall

ACCT NO	DESCRIPTION	Quarter 1 2017				YEAR TO DATE 2017			
		a		b		b-a		c	
		ACTUAL	COMMITTED	TOTAL	BUDGET	ACTUAL	COMMITTED	TOTAL	BUDGET
		Eur	Eur	Eur	Eur	Eur	Eur	Eur	Eur
1	Expenditure								
1000	Personal Emoluments								
1100	Mayor's allowance	1,811.00	0.00	1,811.00	1,833.25	1,811.00	0.00	1,811.00	7,333.00
1200	Employee salaries and wages	15,498.00	0.00	15,498.00	15,627.94	15,498.00	0.00	15,498.00	66,511.76
1300	Bonuses	2,886.00	(1,338.00)	1,548.00	1,569.25	363.00	1,185.00	1,548.00	6,277.00
1400	Income supplements	0.00	87.00	87.00	87.35	0.00	87.00	87.00	349.41
1500	Social Security Contributions	1,697.00	0.00	1,697.00	1,695.99	1,697.00	0.00	1,697.00	6,783.96
1600	Allowances	493.00	1,600.00	2,093.00	1,600.00	493.00	1,600.00	2,093.00	6,400.00
1700	Overtime	544.00	0.00	544.00	689.50	544.00		544.00	2,758.00
		23,929.00	349.00	24,278.00	24,103.28	21,406.00	2,872.00	24,278.00	96,413.13
2000	Operations and maintenance								
2100	Utilities	1,001.00	100.00	1,101.00	1,697.00	612.00	489.00	1,101.00	6,388.00
2200	Materials and supplies	122.00	0.00	122.00	100.00	122.00	0.00	122.00	400.00
	Repair and upkeep	0.00		0.00	0.00	0.00		0.00	0.00
2310	Public Property	164.00	200.00	364.00	2,500.00	164.00	200.00	364.00	10,000.00
2311	Road and Street Pavements	0.00	22,715.00	22,715.00	21,361.25	(6,000.00)	28,715.00	22,715.00	85,445.00
2312	Walkways	0.00	0.00	0.00	0.00	0.00		0.00	0.00
2313	Signs	1,225.00	1,350.00	2,575.00	1,250.00	1,225.00	1,350.00	2,575.00	5,000.00
2314	Road Markings	2,079.00	0.00	2,079.00	1,250.00	2,079.00	0.00	2,079.00	5,000.00
2315	Bus Shelters	0.00	0.00	0.00	0.00	0.00	0.00	0.00	0.00
2330	Office Furniture and Fittings	37.00	0.00	37.00	250.00	37.00	0.00	37.00	1,000.00
2340	Plant and Equipment	0.00	0.00	0.00	0.00	0.00		0.00	0.00
2360/70	Sundry / Other Repairs & Upkeep	0.00	0.00	0.00	12.50	0.00	0.00	0.00	50.00
2375	Council Property	70.00	0.00	70.00	125.00	70.00	0.00	70.00	500.00
2400	Rent	5.00	359.00	364.00	364.00	751.00	(387.00)	364.00	1,456.00
2500	National/International memberships	185.00	75.00	260.00	300.00	485.00	(225.00)	260.00	1,200.00
2600	Office services	479.00	85.00	564.00	798.75	449.00	115.00	564.00	3,195.00
2700	Transport	79.00	100.00	179.00	250.00	79.00	100.00	179.00	1,000.00
2800	Travel	0.00	0.00	0.00	0.00	0.00		0.00	0.00
2900	Information services	635.00	72.00	707.00	737.50	329.00	378.00	707.00	2,950.00
3000	Contractual services	0.00	0.00	0.00	0.00	0.00		0.00	0.00
3010	Street Lighting Maintenance	3,117.00	(792.00)	2,325.00	2,000.00	(800.00)	2,435.00	2,325.00	8,000.00
3020	Lease of Equipment	0.00	0.00	0.00	0.00	0.00		0.00	0.00
3030	Insurance Coverage	491.00	19.00	510.00	509.00	1,741.00	(1,231.00)	510.00	2,036.00
3035	Bank Charges	79.00	0.00	79.00	62.50	69.00	10.00	79.00	250.00
3036	Bank Interest	0.00	0.00	0.00	0.00	0.00		0.00	0.00
3040	Waste Disposal	0.00	0.00	0.00	0.00	0.00		0.00	0.00
3041	Refuse Collection	7,152.00	1,218.00	8,370.00	9,090.48	5,535.00	2,835.00	8,370.00	36,361.90
3042	Bulky Refuse Collection	3,370.00	(188.00)	3,182.00	3,300.00	2,172.00	1,000.00	3,172.00	13,200.00
3043	Tipping fees & Open Skips	6,250.00	(300.00)	5,950.00	6,800.00	3,950.00	2,000.00	5,950.00	26,400.00
3050	Cleaning Services	0.00	0.00	0.00	50.00	0.00	0.00	0.00	200.00
3051	Road and Street Cleaning	4,845.00	0.00	4,845.00	4,857.14	3,206.00	1,639.00	4,845.00	19,428.57
3052	Clean & Maint.- Non-Urban Rds	4,274.00	10.00	4,414.00	4,565.48	2,873.00	1,541.00	4,414.00	18,261.90
3053	Cleaning of Public Conveniences	1,472.00	0.00	1,472.00	1,571.33	965.00	507.00	1,472.00	6,285.30
3055	Cleaning Council Premises	859.00	(164.00)	695.00	600.00	459.00	236.00	695.00	2,400.00
3060	Other Contractual Services	5,504.00	(4,140.00)	1,364.00	2,494.55	579.00	785.00	1,364.00	9,978.20
3061	Clean. & Maint.- Parks & Gardens	4,264.00	0.00	4,264.00	4,263.64	2,843.00	1,421.00	4,264.00	17,054.54
3062	Cleaning & Maint. - Verges	0.00	0.00	0.00	0.00	0.00		0.00	0.00
3063	Clean & Maint.- Beaches and Coastal	0.00	0.00	0.00	0.00	0.00		0.00	0.00
3064	Clean & Maint.- Soft Areas	4,484.00	111.00	4,625.00	4,565.48	3,013.00	1,612.00	4,625.00	18,261.90
3065	Bring in Sites	0.00	0.00	0.00	0.00	0.00	0.00	0.00	0.00
3070	Experts including Surveys	0.00	0.00	0.00	250.00	0.00		0.00	1,000.00
3090	Studies & Consultations	0.00	0.00	0.00	250.00	0.00		0.00	1,000.00
3095	Local Enforcement	0.00	0.00	0.00	0.00	0.00		0.00	0.00
3100	Professional services	3,021.00	4,155.00	7,176.00	4,385.14	2,446.00	4,730.00	7,176.00	17,540.55
3200	Training	0.00	0.00	0.00	125.00	0.00	0.00	0.00	500.00
3300	Community and hospitality	574.00	662.00	1,236.00	2,861.25	74.00	1,162.00	1,236.00	11,445.00
3400	Incidental expenses	197.00	350.00	547.00	26.10	197.00	350.00	547.00	104.40
3600	Local Enforcement Expenditure	0.00	0.00	0.00	0.00	0.00	0.00	0.00	0.00
3800	Penalties - DLG	0.00	0.00	0.00	0.00	0.00		0.00	0.00
		56,064.00	26,147.00	82,211.00	83,323.07	30,444.00	51,767.00	82,211.00	333,292.28
7000	Capital expenditure								
7001	Acquisition of property	0.00	0.00	0.00	0.00	0.00		0.00	0.00
7100	Construction	0.00	0.00	0.00	0.00	0.00	0.00	0.00	0.00
7200	Improvements	10,176.00	0.00	10,176.00	0.00	10,176.00	0.00	10,176.00	0.00
7300	Equipment	0.00	0.00	0.00	0.00	0.00	0.00	0.00	0.00
7500	Special programmes	0.00	0.00	0.00	0.00	0.00	0.00	0.00	0.00
		10,176.00	0.00	10,176.00	0.00	10,176.00	0.00	10,176.00	0.00
TOTAL		90,169.00	26,496.00	116,665.00	107,426.35	62,026.00	54,639.00	116,665.00	429,705.39



**PEMBROKE LOCAL COUNCIL
REPORT AND FINANCIAL STATEMENTS
For the year ended 31 December 2016**

*Prepared by Romina Perici Ferrante B. Com, B.A. Hons (Mgt), F.I.A., C.P.A.
Certified Public Accountant
15, St. John Street,
Mosta MST 3603*

**PEMBROKE LOCAL COUNCIL
REPORT AND FINANCIAL STATEMENTS
For the year ended 31 December 2016**

CONTENTS	PAGE
Statement of Local Council Members' and Executive Secretary's Responsibilities	3
Report of the Local Government Auditors on the Financial Statements	4 - 5
Statement of Comprehensive Income	6
Statement of Financial Position	7
Statement of Changes in Equity	8
Statement of Cash Flows	9
Notes to the Financial Statements	10 - 28


**PEMBROKE LOCAL COUNCIL
STATEMENT OF LOCAL COUNCIL MEMBERS' AND
EXECUTIVE SECRETARY'S RESPONSIBILITIES**

The Local Council (Financial) Regulations, 1993, require the Executive Secretary to prepare a detailed Annual Administrative Report, which includes a statement of the Local Council's comprehensive income for the year and of the Local Council's retained funds at the end of the year. By virtue of the same regulations it is the duty of the Local Council and the Executive Secretary to ensure that the financial statements forming part of the report present fairly, in accordance with accounting policies applicable to Local Councils, the income and expenditure of the Local Council for the year ended and its retained funds as at the year end, and that they comply with the Act, the Local Councils (Financial) Regulations, 1993, and the Local Council (Financial) Procedures, 1996 issued in terms of the said Act.

The Executive Secretary is responsible to maintain a continuous internal control to ascertain that the accounting, recording and other financial operations are properly conducted in accordance with the Local Councils Act, CAP 363, the Local Councils (Financial) Regulations, 1993, and the Local Councils (Financial) Procedures, 1996. The Executive Secretary is also responsible for safeguarding the assets of the Local Council and hence for taking reasonable steps for the prevention and detection of fraud and other irregularities.



Dr. Dean Hili LLD
Mayor



Kevin Borg
Executive Secretary

Date: 25th April 2017

PEMBROKE LOCAL COUNCIL
STATEMENT OF COMPREHENSIVE INCOME
For the year ended 31 December 2016

		2016	2015
	Notes	Euro	Euro
INCOME			
Funds received from Central Government	3	411,351	423,780
Income raised under Law Enforcement system	4	5,984	6,154
Income raised under Local Council Bye Laws	5	3,506	2,445
General income	6	<u>7,173</u>	<u>13,794</u>
		<u>428,014</u>	<u>446,173</u>
EXPENDITURE			
Personnel emoluments	7	91,085	86,946
Operations and maintenance expenses	8	214,626	201,350
Administration and other expenditure	9	<u>83,198</u>	<u>129,461</u>
		<u>388,909</u>	<u>417,757</u>
OPERATING PROFIT FOR THE YEAR		€39,105	€28,416
Finance Income	10	<u>176</u>	<u>368</u>
PROFIT FOR THE YEAR		<u>€ 39,281</u>	<u>€ 28,784</u>

The notes on pages 10 to 28 form an integral part of these financial statements.

**PEMBROKE LOCAL COUNCIL
STATEMENT OF FINANCIAL POSITION
At 31 December 2016**

	Notes	31 Dec 2016	31 Dec 2015
		Euro	Euro
ASSETS			
Non-Current Assets			
Property, plant and equipment	11	<u>379,999</u>	<u>345,014</u>
Current Assets			
Inventories	12	1,790	1,980
Trade and other receivables	13	21,364	12,104
Cash and cash equivalents	14	<u>354,299</u>	<u>367,905</u>
Total Current Assets		<u>377,453</u>	<u>381,989</u>
TOTAL ASSETS		<u>€ 757,452</u>	<u>€ 727,003</u>
RESERVES AND LIABILITIES			
Reserves			
Retained earnings		<u>659,968</u>	<u>620,687</u>
Non-Current Liabilities			
Deferred Income	15	<u>42,548</u>	<u>46,467</u>
Total Non-Current Liabilities		<u>42,548</u>	<u>46,467</u>
Current Liabilities			
Trade and other payables	16	<u>54,936</u>	<u>59,849</u>
Total Current Liabilities		<u>54,936</u>	<u>59,849</u>
TOTAL RESERVES AND LIABILITIES		<u>€ 757,452</u>	<u>€ 727,003</u>

The notes on pages 10 to 28 form an integral part of these financial statements.

These Financial Statements were approved by the Local Council on the **25th April 2017**
and signed on its behalf by:



Dr. Dean Hili LLD
Mayor



Kevin Borg
Executive Secretary

PEMBROKE LOCAL COUNCIL
STATEMENT OF CHANGES IN EQUITY
For the year ended 31 December 2016

	Retained Funds Euro
At 1 January 2015	591,903
Profit for the year	<u>28,784</u>
At 31 December 2015	<u>620,687</u>
At 1 January 2016	620,687
Profit for the year	<u>39,281</u>
At 31 December 2016	<u>659,968</u>

The notes on pages 10 to 28 form an integral part of these financial statements.

PEMBROKE LOCAL COUNCIL
STATEMENT OF CASH FLOWS
For the year ended 31 December 2016

		1 Jan 2016 – 31 Dec 2016	1 Jan 2015 – 31 Dec 2015
	Notes	Euro	Euro
Net Profit for the year		39,281	28,784
Reconciliation to cash generated from operations:			
Depreciation		51,220	78,027
Interest Receivable		(176)	(368)
Loss on disposal of fixed assets		0	57
Operating Profit before Working Capital changes		90,325	106,500
Decrease in Inventories		190	128
(Increase)/Decrease in Trade and other receivables		(9,260)	42,140
(Decrease) in payables		(3,120)	(3,105)
(Decrease) in other payables		(333)	(601)
Government Grant released		<u>(5,379)</u>	<u>(46,726)</u>
Cash generated from operating activities		<u>72,423</u>	<u>98,336</u>
Cash flows from investing activities			
Interest Received		176	368
Acquisition of property, plant and equipment		<u>(86,205)</u>	<u>(87,665)</u>
Cash used in investing activities		<u>(86,029)</u>	<u>(87,297)</u>
Cash flows from financing activities			
Grant Received		<u>0</u>	<u>41,129</u>
Cash generated from financing activities		<u>0</u>	<u>41,129</u>
Net (decrease)/increase in cash and cash equivalents		<u>(13,606)</u>	<u>52,168</u>
Analysis of changes in cash and cash equivalents during the year			
Cash and cash equivalents at beginning of year		367,905	315,737
Net (decrease)/increase in cash and cash equivalents		<u>(13,606)</u>	<u>52,168</u>
Cash and cash equivalents at end of year	14	<u>354,299</u>	<u>367,905</u>

The notes on pages 10 to 28 form an integral part of these financial statements.

PEMBROKE LOCAL COUNCIL
NOTES TO THE FINANCIAL STATEMENTS
For the year ended 31 December 2016

1. GENERAL INFORMATION

Pembroke Local Council is the local authority of Pembroke setup in accordance with the Local Councils Act 1993. The office of the Council is at Triq Alamein, Pembroke.

The financial statements were authorised for issue by the Council on the 25th April 2017.

2. ACCOUNTING POLICIES AND REPORTING PROCEDURES

The principal accounting policies applied in the preparation of these financial statements are set out below. These policies have been consistently applied to all the years presented, unless otherwise stated.

Accounting convention

These financial statements are prepared under the historical cost convention, as modified to include fair values where it is stated in the accounting policies below. These financial statements are prepared in accordance with the provisions of the Local Councils Act (CAP 363), the Financial Regulations issued in terms of this Act and the Local Councils (Financial) Procedures 1996 enacted in Malta and with the requirements of the International Financial Reporting Standards.

These financial statements have been drawn up in accordance with the accounting policies and reporting procedures prescribed for Local Councils in the Financial Regulations issued by the Minister of Finance in conjunction with the Minister responsible for Local Government in terms of section 67 of the Local Councils Act (CAP 363).

New and amended standards adopted by the Local Council

During the year the Council has applied the following International Financial reporting Standards as adopted by the EU which have been mandatorily effective for the year ending 31 December 2016:

PEMBROKE LOCAL COUNCIL
NOTES TO THE FINANCIAL STATEMENTS (continued)

On 12 May 2014 the IASB issued Amendments to IAS 16 and IAS 38 Clarification of Acceptable Methods of Depreciation and Amortisation. The amendments clarify that a depreciation method that is based on revenue that is generated by an activity that includes the use of an asset is not appropriate for property, plant and equipment. The issue also introduces a rebuttable presumption that an amortisation method that is based on the revenue generated by an activity that includes the use of an intangible asset is inappropriate, which can only be overcome in limited circumstances where the intangible asset is expressed as a measure of revenue, or when it can be demonstrated that revenue and the consumption of the economic benefits of the intangible asset are highly correlated. The amendments finally add guidance that expected future reductions in the selling price of an item that was produced using an asset could indicate the expectation of technological or commercial obsolescence of the asset, which, in turn, might reflect a reduction of the future economic benefits embodied in the asset.

On 18 December 2014 the IASB issued Amendments to IAS 1 Disclosure Initiative. It clarifies that information should not be obscured by aggregating or by providing immaterial information, materiality considerations apply to all the parts of the financial statements, and even when a standard requires a specific disclosure, materiality considerations do apply; provides clarification that the list of line items to be presented in these statements can be disaggregated and aggregated as relevant and additional guidance on subtotals in these statements and clarification that an entity's share of OCI of equity-accounted associates and joint ventures should be presented in aggregate as single line items based on whether or not it will subsequently be reclassified to profit or loss; and gives additional examples of possible ways of ordering the notes to clarify that understandability and comparability should be considered when determining the order of the notes and to demonstrate that the notes need not be presented in the order so far listed in paragraph 114 of IAS 1.

Standards and Interpretations issued by the IASB but not yet adapted by the EU

At present, IFRS as adopted by the EU do not significantly differ from regulations adopted by the International Accounting Standards Board (IASB) except for the following standards and amendments to the existing standards, which were not endorsed for use in the EU as at 31 December 2016 and cannot be applied by the entities preparing their financial statements in accordance with IFRS as adopted by the EU:

- Annual Improvements to IFRS Standards 2014-2016 Cycle (issued December 2016)
- IFRS 15 Revenue from Contracts with Customers (issued in May 2014)
- Amendments to IAS 7 Disclosure Initiative (issued January 2016);

The Councillors are assessing the impact that the adoption of these International Financial Reporting Standards will have on the financial statements in the period of initial application. The Councillors anticipate that the adoption of other International Financial Reporting Standards that were in issue at the date of authorisation of these financial statements, but not yet effective will have no material impact on the financial statements in the period of initial application.

PEMBROKE LOCAL COUNCIL
NOTES TO THE FINANCIAL STATEMENTS (continued)

Property, plant and equipment

Property, plant and equipment are stated at cost less accumulated depreciation and impairment loss to date. Depreciation is calculated on a monthly basis using the reducing balance method at rates calculated to write off the cost less residual value of each asset over its expected useful life as follows:

	%
Land	0.0
Trees	0.0
Buildings	1.0
Office Furniture, Fixtures and Fittings	7.5
Construction works	10.0
Urban Improvements (street furniture)	10.0
Special Programs (Projects)	10.0
Office Equipment	20.0
Motor Vehicles	20.0
Plant and Machinery	20.0
Computer Equipment	25.0
Plants	100.0
Litter Bins	Replacement Basis
Playground Furniture	100.0
Traffic Signs	Replacement Basis
Road Signs	Replacement Basis
Street Mirrors	Replacement Basis
Street Lights	100.0

PEMBROKE LOCAL COUNCIL
NOTES TO THE FINANCIAL STATEMENTS (continued)

Gains and losses on disposal of property, plant and equipment are determined by reference to their carrying amount and are taken into account in determining operating profit. The residual values and useful lives of the assets are reviewed and adjusted as appropriate, at each Statement of Financial Position date. The carrying amount of an asset is written down immediately to its recoverable amount if the carrying amount of the asset is greater than its estimated recoverable amount.

Subsequent costs are included in the carrying amount of the asset or recognised as a separate asset, as appropriate, only when it is probable that future economic benefits associated with the item will flow to the Council and the cost of the item can be measured reliably. All other repairs and maintenance are charged to the Statement of Comprehensive Income during the financial period in which they are incurred.

Related parties

Related parties are those persons or bodies of persons having relationships with the Council as defined in IAS 24. The paragraphs adopted from IAS 24 are paragraphs 25 – 27, being amendments to government related entities' disclosures.

Impairment of Assets

Assets that have an indefinite useful life are not subject to amortisation and are tested annually for impairment. Assets that are subject to amortisation or depreciation are reviewed for impairment whenever events or changes in circumstances indicate that the carrying amount may not be recoverable. An impairment loss is recognised for the amount by which the carrying amount of the asset exceeds its recoverable amount. The recoverable amount is the higher of the fair value of the asset less cost to sell and the value in use. Impairment losses are immediately recognised as an expense in the Statement of Comprehensive Income.

Leases

Leases in which a significant portion of the risks and rewards of ownership are retained by the lessor are classified as operating leases. Payments made under operating leases (net of any incentives received from the lessor) are charged to the Statement of Comprehensive Income on a straight-line basis over the period of the lease.

Amounts Receivable

Amounts receivable are recognized initially at fair value and subsequently measured at amortized cost using the effective interest rate method, less provision for impairment. A provision for impairment of amounts receivable is established when there is objective evidence that the Council will not be able to collect all amounts due according to the original terms of the receivable. The amount of the provision is the difference between the carrying amount of the asset in the present value of the estimated future cash flows, discounted at the effective interest rate. The amount of the provision is recognized in the Statement of Comprehensive Income.

PEMBROKE LOCAL COUNCIL
NOTES TO THE FINANCIAL STATEMENTS (continued)

Revenue recognition

Revenue is recognised when there are no significant uncertainties concerning the derivation of consideration or associated costs. Interest income is recognised in the Statement of Comprehensive Income as it accrues.

Payables and Borrowings

Payable and Borrowing Costs are recognised as an expense in the period in which they are incurred. Amounts payable comprise creditor payments, that is, the amounts payable for the procurement of supplies and services. When an invoice or request for payment is received from a supplier, this is checked to the purchase order previously issued or the services contract, before payment is released in favour of any vendor. All cheque payments are signed by the Mayor and Executive Secretary and then reconciled with the bank statements on a monthly basis.

Government Grants

Government grants relating to costs are deferred and recognised in the Statement of Comprehensive Income over the period necessary to match them with the costs that they are intended to compensate. Government grants relating to the purchase of property, plant and equipment are included in non-current liabilities as deferred government grants and are credited to the Statement of Comprehensive Income over the expected lives of the related assets.

Foreign Currencies

Items included in the Financial Statements are measured using the currency of the primary economic environment in which the Local Council operates. These Financial Statements are presented in €, which is the Council's functional and presentation currency.

Inventories

Inventories are valued at lower of cost and net realisable value.

Profits and losses

Only profits that were realised at the date of the Statement of Financial Position are recognised in these Financial Statements. All foreseeable liabilities and potential losses arising up to the said date are accounted for even if they become apparent between the said date and the date on which the Financial Statements are approved.

Cash and Cash Equivalents

Cash and Cash Equivalents are carried in the Statement of Financial Position at face value. For the purposes of the Statement of Cash Flows, cash and cash equivalents comprise cash in hand and balances held with banks.

PEMBROKE LOCAL COUNCIL
NOTES TO THE FINANCIAL STATEMENTS (continued)

Local Enforcement System

Pembroke Local Council formed part of the Group H Joint Committee from September 2002 until August 2011. As from September 2011, Pembroke Local Council forms part of the North Region. The amount disclosed in the financial statements under Local Enforcement Income represents the share of profit derived from the Joint Committee after deducting the related expenses. As from September 2011, the Council receives 10% administrative fees on fines collected.

Critical Accounting Estimates and Judgements

Estimates and judgements are continually evaluated and based on historical experience and other factors including expectations of future events that are believed to be reasonable under the circumstances. In the opinion of the Executive Secretary, the accounting estimates and judgements made in the preparation of the Financial Statements are not difficult, subjective or complex, to a degree that would warrant their description as critical in terms of the requirements of IAS1 (revised) – 'Presentation of Financial Statements'.

Capital Management Policies and Procedures

The Council's capital consists of its net assets, including working capital, represented by its retained funds. The Council's management objective are to ensure that the Council's ability to continue as a going concern is still valid and that the Council maintains a positive working capital ratio. To achieve this, the Council carries out a quarterly review of the working capital ratio (Financial Situation Indicator). This ratio was positive at the reporting date. The Council also uses budgets and business plans to set its strategy to optimise its use of available funds and implement its commitments to the locality.

Financial Instruments

Financial assets and financial liabilities are recognised when the Council becomes a party to the contractual provisions of the financial instrument. Financial assets are derecognised when the contractual rights to the cash flows from the financial asset expire, or when the financial asset and all substantial risks and rewards are transferred. A financial liability is derecognised when it is extinguished, discharged, cancelled or expires.

Financial assets and financial liabilities are measured initially at fair value plus transaction costs. They are measured subsequently as described below:

Financial Assets

For the purpose of subsequent measurement, financial assets of the Council are classified into loans and receivables upon initial recognition. Receivables are subject to review for impairment at least at each reporting date. Financial assets are impaired when there is any objective evidence that a financial asset or a group of financial assets is impaired. Different criteria to determine impairment are applied for each category of financial assets, which are described below:

PEMBROKE LOCAL COUNCIL
NOTES TO THE FINANCIAL STATEMENTS (continued)

All income and expenses relating to loans and receivables are presented within 'finance income' or 'finance costs', except for impairment of receivables which is presented within 'administration and other expenditure'. Loans and receivables are non-derivative financial assets with fixed or determinable payments that are not quoted in an active market. After initial recognition, these are measured at amortised cost using the effective interest method, less provision for impairment. Discounting is omitted where the effect of discounting is immaterial. The Council's other receivables fall into this category of financial instruments.

Individually significant receivables are considered for impairment when they are past due or when other objective evidence is received that a specific counterparty will default. Receivables that are not considered to be individually impaired are reviewed for impairment in groups, which are determined by reference to the industry and region of a counter party and other available features of shared credit risk characteristics. The percentage of the write down is then based on recent historical counterparty default rates for each identified group.

Financial Liabilities

The Council's financial liabilities included other payables. These are stated at their nominal account which is a reasonable approximation of fair value.

All interest-related charges are included within 'finance costs'.

3. FUNDS RECEIVED FROM CENTRAL GOVERNMENT

	1 Jan-31 Dec 2016	1 Jan-31 Dec 2015
	Euro	Euro
In terms of Section 55 of the Local Councils Act, 1993	378,463	366,389
Supplimentary Government Income	25,509	10,665
Other Government Income	<u>7,379</u>	<u>46,726</u>
	<u>411,351</u>	<u>423,780</u>

4. INCOME RAISED UNDER LOCAL ENFORCEMENT INCOME

	1 Jan-31 Dec 2016	1 Jan-31 Dec 2015
	Euro	Euro
Administrative charges to Regional Committees	5,834	5,843
Share of Surplus from Joint Committee	<u>150</u>	<u>311</u>
	<u>5,984</u>	<u>6,154</u>

PEMBROKE LOCAL COUNCIL
NOTES TO THE FINANCIAL STATEMENTS (continued)

5. INCOME RAISED UNDER LOCAL COUNCIL BYE-LAWS

	1 Jan-31 Dec 2016	1 Jan-31 Dec 2015
	Euro	Euro
Sale of Pembroke books, Contributions and Advertising	<u>3,506</u>	<u>2,445</u>

6. GENERAL INCOME

	1 Jan – 31 Dec 2016	1 Jan – 31 Dec 2015
Tender Documents	572	355
Donations and Sponsorships	531	2,569
Contributions	360	1,500
Others	1,159	3,343
Income from permits	3,990	3,909
Income re Library	561	554
Insurance Claims	<u>0</u>	<u>1,564</u>
	<u>€ 7,173</u>	<u>€ 13,794</u>

7. PERSONNEL EMOLUMENTS

	1 Jan – 31 Dec 2016	1 Jan – 31 Dec 2015
Personnel Emoluments include, <i>inter alia</i>		
Mayor's Honoraria	7,229	7,048
Mayor's and Councillors' Allowances	5,907	6,400
Executive Secretary Salary and Allowances	28,616	27,936
Employees' Salaries	43,173	39,940
Social Security Contributions	<u>6,160</u>	<u>5,622</u>
	<u>€ 91,085</u>	<u>€ 86,946</u>

Average number of people employed

Employees	3	3
Mayor & Councillors	5	5

PEMBROKE LOCAL COUNCIL
NOTES TO THE FINANCIAL STATEMENTS (continued)

	1 Jan – 31 Dec 2016	1 Jan – 31 Dec 2015
8. OPERATIONS AND MAINTENANCE EXPENSES	Euro	Euro
Operations and maintenance includes, <i>inter alia</i>		
REPAIRS AND UPKEEP		
Roads and street pavements (patching works)	26,432	28,960
Public Property	9,874	1,957
Office furniture & equipment	771	3,296
Street Signs	1,223	3,006
Other repairs & upkeep	372	26
Road Markings	3,776	5,889
	<u>€ 42,448</u>	<u>€ 43,134</u>
CONTRACTUAL SERVICES		
Refuse collection	59,513	58,814
Bulky refuse collection	13,346	11,989
Road and street cleaning	19,313	20,505
Cleaning and maintenance of non-urban roads	17,762	17,884
Cleaning and maintenance parks and gardens	16,935	16,402
Cleaning and maintenance of verges	18,473	17,884
Cleaning and maintenance council premises	2,319	2,279
Cleaning and maintenance public conveniences	5,987	4,187
LES related expenditure	19	26
Street lighting	7,666	3,601
Other Contractual Services	10,845	4,645
	<u>€ 172,178</u>	<u>€ 158,216</u>
TOTAL OPERATIONS AND MAINTENANCE EXPENSES	<u>€ 214,626</u>	<u>€ 201,350</u>

PEMBROKE LOCAL COUNCIL
NOTES TO THE FINANCIAL STATEMENTS (continued)

	1 Jan - 31 Dec 2016	1 Jan - 31 Dec 2015
	Euro	Euro
9. ADMINISTRATIVE AND OTHER EXPENSES		
Depreciation	51,220	78,027
Water, Electricity & Telecommunications	4,930	4,645
Rent	1,456	1,456
National and international memberships	710	500
Office Services	2,127	3,078
Insurance	2,002	1,787
Library expenses	2,341	2,384
Transport	576	947
Advertising & Public relations	1,137	538
Professional services	10,710	23,925
Community and hospitality	5,641	11,274
Sundry minor expenses	133	547
Loss on Disposal	0	57
Bank Charges	<u>215</u>	<u>296</u>
TOTAL ADMINISTRATIVE EXPENSES	<u>€ 83,198</u>	<u>€ 129,461</u>

10. FINANCE INCOME

	1 Jan-31 Dec 2016	1 Jan- 31 Dec 2015
Bank Interests	<u>€ 176</u>	<u>€ 368</u>

PEMBROKE LOCAL COUNCIL
NOTES TO THE FINANCIAL STATEMENTS (continued)

11. PROPERTY, PLANT AND EQUIPMENT

	Office Furniture, Fixtures & Fittings €	Office Equipment €	New Street Signs €	Urban Improvements €	Construction & Street Paving €	Special Programmes €	Trees €	Plant & Machinery €	Asset not yet capitalised €	Total €
Depreciation Rate	7.50%	20.00%	100.00%	10.00%	10.00%	10.00%	0.00%	20.00%		
Cost										
At 1 January 2016	24,583	46,312	11,787	438,534	589,175	653,660	16,147	6,300	0	1,786,498
Additions	0	1,108	0	57,714	23,272	0	1,160	0	2,951	86,205
Transferred	0	0	0	0	0	0	0	0	0	0
Disposals	0	0	0	0	0	0	0	0	0	0
At 31st December 2016	24,583	47,420	11,787	496,248	612,447	653,660	17,307	6,300	2,951	1,872,703
Grants										
At 1 January 2016	0	3,494	0	60,436	0	653,923	0	0	0	717,853
Transferred during the year	0	0	0	0	0	0	0	0	0	0
At 31st December 2016	0	3,494	0	60,436	0	653,923	0	0	0	717,853
Depreciation										
At 1 January 2016	12,836	35,438	11,787	265,206	392,826	-263	0	5,801	0	723,631
Transferred	0	0	0	0	0	0	0	0	0	0
Charge for the period	1,010	2,157	0	25,668	22,267	0	0	118	0	51,220
Released on Disposal	0	0	0	0	0	0	0	0	0	0
At 31st December 2016	13,846	37,595	11,787	290,874	415,093	-263	0	5,919	0	774,851
Net Book Value										
At 31st December 2016	10,737	6,331	0	144,938	197,354	0	17,307	381	2,951	379,999

PEMBROKE LOCAL COUNCIL
NOTES TO THE FINANCIAL STATEMENTS (continued)

11. PROPERTY, PLANT AND EQUIPMENT (cont.)

	Office Furniture, Fixtures & Fittings €	Office Equipment €	New Street Signs €	Urban Improvements €	Construction & Street Paving €	Special Programmes €	Trees €	Plant & Machinery €	Asset not yet capitalised €	Total €
Cost										
At 1 January 2015	24,583	45,367	11,787	393,979	547,060	653,660	16,097	6,481	0	1,699,014
Additions	0	945	0	44,555	42,115	0	50	0	0	87,665
Transferred	0	0	0	0	0	0	0	0	0	0
Disposals	0	0	0	0	0	0	0	-181	0	-181
At 31st December 2015	24,583	46,312	11,787	438,534	589,175	653,660	16,147	6,300	0	1,786,498
Grants										
At 1 January 2015	0	3,494	0	60,436	0	653,923	0	0	0	717,853
Transferred during the year	0	0	0	0	0	0	0	0	0	0
At 31st December 2015	0	3,494	0	60,436	0	653,923	0	0	0	717,853
Depreciation										
At 1 January 2015	11,881	33,214	11,787	210,816	372,509	-263	0	5,784	0	645,728
Transferred	0	0	0	0	0	0	0	0	0	0
Charge for the period	955	2,224	0	54,390	20,317	0	0	141	0	78,027
Released on Disposal	0	0	0	0	0	0	0	-124	0	-124
At 31st December 2015	12,836	35,438	11,787	265,206	392,826	-263	0	5,801	0	723,631
Net Book Value										
At 31st December 2015	11,747	7,380	0	112,892	196,349	0	16,147	499	0	345,014

PEMBROKE LOCAL COUNCIL
NOTES TO THE FINANCIAL STATEMENTS (continued)

12. INVENTORIES

	As at 31 December 2016	As at 31 December 2015
Books and other publications	<u>1,790</u>	<u>1,980</u>

13. TRADE AND OTHER RECEIVABLES

	As at 31 December 2016	As at 31 December 2015
	Euro	Euro
Amount invoiced but not yet settled	7,942	12,490
Provision for general Bad debts	(4,200)	(4,200)
Pre-Pooling LES Debtors	8,583	8,629
Provision for Bad LES debts	(8,583)	(8,629)
Other debtors	700	700
Prepayments and Accrued income	<u>16,922</u>	<u>3,114</u>
	<u>21,364</u>	<u>12,104</u>

Prepayments include prepayments of Local Council property rental and insurance premium.

Receivables

General receivables are analysed as follows:

	As at 31 December 2016	As at 31 December 2015
	Euro	Euro
Within credit period	2,739	5,356
Exceeded credit period but not impaired	1,003	2,934
Provision for doubtful debts	<u>4,200</u>	<u>4,200</u>
	<u>7,942</u>	<u>12,490</u>

14. CASH AND CASH EQUIVALENTS

Cash and cash equivalents consist of cash in hand and balance with banks. Cash and cash equivalents included in the cash flow statement comprise the following amounts in the Local Council's Statement of Financial Position:

	As at 31 December 2016	As at 31 December 2015
	Euro	Euro
Cash in hand	233	233
Bank balances – Ordinary Funds	<u>354,066</u>	<u>367,672</u>
	<u>€ 354,299</u>	<u>€ 367,905</u>

PEMBROKE LOCAL COUNCIL
NOTES TO THE FINANCIAL STATEMENTS (continued)

15. DEFERRED INCOME

	As at 31 December 2016	As at 31 December 2015
	€	€
Government Grants		
At beginning of year	51,595	56,762
Increase in period	<u>1,127</u>	<u>41,559</u>
	52,722	98,321
Released in period	<u>(5,379)</u>	<u>(46,726)</u>
At end of year	<u>47,343</u>	<u>51,595</u>
 Current Deferred Income	 <u>4,795</u>	 <u>5,128</u>
 Non-Current Deferred Income	 <u>42,548</u>	 <u>46,467</u>
 Deferred Government Grants		
Deferred between one and two years	9,076	9,727
Deferred between two and five years	10,326	11,174
Deferred in five years or more	<u>27,941</u>	<u>30,695</u>
	<u>47,343</u>	<u>51,595</u>
 Deferred after five years or more		
Government Grants	<u>27,941</u>	<u>30,695</u>

16. TRADE AND OTHER PAYABLES

	As at 31 December 2016	As at 31 December 2015
	Euro	Euro
Trade Payables	16,735	17,490
Accruals and Deferred Income	<u>38,201</u>	<u>42,359</u>
	<u>54,936</u>	<u>59,849</u>

Trade Payables are analysed as follows:

	As at 31 December 2016	As at 31 December 2015
	Euro	Euro
Within credit period	8,132	7,811
Exceeded credit period	<u>8,603</u>	<u>9,679</u>
	<u>16,735</u>	<u>17,490</u>

Accruals include estimates for goods and services received prior to 31 December 2016 and for which invoices have not yet been received by the Local Council.

PEMBROKE LOCAL COUNCIL
NOTES TO THE FINANCIAL STATEMENTS (continued)

17. CONTINGENT LIABILITIES

The council has no contingent liabilities at year end.

18. CAPITAL COMMITMENTS

	As at 31 December 2016	As at 31 December 2015
	Euro	Euro
- Capital expenditure that has been approved but not provided for in the Financial Statements		
(i) New underground installation in Triq Burma	9,152	0
- Capital expenditure that has been approved but not yet contracted for.		
(ii) General upgrading works	0	0
	<u>€ 9,152</u>	<u>€0</u>

19. FAIR VALUES ESTIMATION

The nominal values less estimated credit adjustments of receivables and payables are assumed to approximate their fair values, otherwise, these have been adjusted to approximate their fair values.

PEMBROKE LOCAL COUNCIL
NOTES TO THE FINANCIAL STATEMENTS (continued)

20. RELATED PARTY TRANSACTIONS

The Pembroke Local Council has the following related parties, exercising:

- i. Significant Control – The Department of Local Government
- ii. Joint Control – Group H Joint Committee for Local Enforcement and North Regional Committee for Local Enforcement
- iii. No Control – Arms Ltd., Water Services Corporation, Enemalta Corporation, WasteServ Malta Ltd., Malta Information Technology Agency, Northern Harbour District Joint Committee, Malta Tourism Authority, Bank of Valletta plc., South Regional Committee, Gozo Regional Committee, South Eastern Regional Committee, Central Regional Committee, LESA, Police General Head Quarters, Malta Environment and Planning Authority, Department of Lands and the Department of Information.

The following were the significant transactions carried out by the Council with related parties having significant control:

	2016	2015
	Euro	Euro
Annual Financial Allocation	378,463	366,389
<u>Key Management Emoluments</u>		
Executive Secretary	28,554	27,876
Mayor's Honoraria	7,229	7,048
Mayor & Councillors' Allowances	5,907	6,400

PEMBROKE LOCAL COUNCIL
NOTES TO THE FINANCIAL STATEMENTS (continued)

21. FINANCIAL RISK MANAGEMENT

The Council's activities expose it to a variety of financial risks such as market risk, credit risk, liquidity risk and interest rate risk. The Council's overall risk management program focuses on the unpredictability of financial markets and seeks to minimize potential adverse effects on the Council's financial performance.

Market Risk

The Council's interest rate risk arises from its deposits with financial institutions. The Council does not have any long term borrowings. In general, the Council's exposure to risks associated with the effects of fluctuations in the prevailing levels of market interest rates on its financing position and cash flows are not deemed to be substantial by the Councillors and Executive Secretary in view of the nature of the assets and liabilities.

Credit Risk

Financial assets which potentially subject the Council to concentrations of credit risk which are principally made up of cash at bank and debtors. The Council's cash is placed with a quality financial institution. The Council has appropriate policies to ensure that income is received from sources with appropriate credit history. In this respect, credit risk with respect to debtors is monitored continuously and the Council places a provision on any debt on which there is doubt of recoverability. Furthermore, credit risk is limited due to the fact that government-owned customers comprise a high percentage of the council's debtor base. LES Debtor balance has been provided for fully with an allowance for bad debts.

The Council's exposure to credit risk is limited to the carrying amount of financial assets recognised at the end of the reporting period and is summarized as follows:

	2016 €	2015 €
Classes of financial assets - carrying amounts		
Trade and other receivables	18,785	8,990
Cash and cash equivalents	354,299	367,905
	<u>373,084</u>	<u>376,895</u>

PEMBROKE LOCAL COUNCIL
NOTES TO THE FINANCIAL STATEMENTS (continued)

Included in the council's trade receivable there are no balances which are past due and which have not been provided for.

	2016 Euro	2015 Euro
31-60 days	2,727	4,228
61-90 days	0	0
91-180 days	12	1,127
181-365 days	1,003	2,935
Over 365 days	<u>4,200</u>	<u>4,200</u>
	<u>7,942</u>	<u>12,490</u>

Foreign Currency Risk

Foreign currency transactions arise when the Council buys or sells goods whose price is denominated in a foreign currency, or incurs or settles liabilities, denominated in a foreign currency. The council does not trade in any foreign currency transactions.

Interest Rate Risk

Interest rate risk mainly arises through interest bearing liabilities and assets. The objective of interest rate risk management is to optimize the balance between minimizing uncertainty caused by fluctuations in interest rates and maximizing the net interest income and expense.

Liquidity Risk

Liquidity risk is defined as financial distress, an extraordinary measure which needs to be taken to manage the Council's present commitments arising due to shortage of funds. The objective of liquidity risk management is to maintain sufficient liquidity, and to ensure that it is available within the necessary time frame in order not to create financial distress and curtail current obligations as well as future short term commitments. The Council monitors and manages its risk to a shortage of funds by maintaining sufficient cash and by monitoring the availability of raising funds to meet commitments due. In fact, at year end, the Council has as cash and cash equivalents the amount of € 354,299. This should ensure an ongoing working capital of the Council for the next 12 months. The Council also maintains a positive net asset position ensuring that adequate headroom is available to cover present liabilities as well as short term obligations and commitments arising.

At 31 December 2016, the Council's financial liabilities have contractual maturities which are summarised below:

PEMBROKE LOCAL COUNCIL
NOTES TO THE FINANCIAL STATEMENTS (continued)

	Current within 1 year €	Non-Current 1 to 5 years €	later than 5 years €
Payables	<u>16,735</u>	<u>-</u>	<u>-</u>

This compares to the maturity of the Council's financial liabilities in the previous reporting period as follows:

	Current Within 1 year €	Non-Current 1 to 5 years €	later than 5 years €
Payables	<u>17,490</u>	<u>-</u>	<u>-</u>

22. SUMMARY OF FINANCIAL ASSETS AND LIABILITIES

The carrying amounts of the council's financial assets and liabilities as recognized at the reporting dates under review are categorized as follows:

	2016 €	2015 €
Current assets		
Loans and receivables:		
Trade and other receivables	18,785	8,990
Cash and cash equivalents	<u>354,299</u>	<u>367,905</u>
	<u>373,084</u>	<u>376,895</u>
Current liabilities		
Financial liabilities measured at amortised cost:		
Payables	<u>16,735</u>	<u>17,490</u>
	<u>16,735</u>	<u>17,490</u>

Pembroke Local Council at DLG

Dok 4

From: mark causon <causonmark@hotmail.com>
Sent: 24 April 2017 19:46
To: Pembroke Local Council at DLG; Causon Mark at MSDEC-PARK;
'evelyn@vellabrincat.com'
Cc: Cesare Charles at MTI-CSD; Charles Cesare - 2; Council Evelyn Vella Brincat; Hili Dean at DLG; Dean Hili; Borg Kevin at DLG; Lanzon Raymond at DLG; Ray Lanzon; Vella Brincat Evelyn at DLG
Subject: addition to minutes and question to be placed on agenda

klarifika

4.4.2 Is-Sindku Dean Hili għamel referenza għaż-żona ta' bejn Triq l-Imħallef

William Harding u Triq Burma, fejn irrimarka li jkun għaqli li l-Kunsill

jikkomunika mal-Ministeru għall-Familja u Solidarjeta' Soċjali dwar x'qed

jipproponi l-Kunsill bħala landscaping fil-madwar.

jien kont issugerejt li l kunsill jitlob lil parks biex jagħmel ix xogholijiet ta tisbih u il Ministeru għall-Familja u Solidarjeta' Soċjali jipprovdi bankijiet etc

question to be placed on agenda
x sar mill laqgħa mal PA?

Dr Mark Causon
EU affairs Consultant
+35679232635




Kunsill Lokali Pembroke

Triq Alamein
Pembroke, PBK 1776,
Malta

Tel: (356) 2137 2111 Fax: (356) 2137 2555

Web: www.pembroke.gov.mt

e.mail: pembroke.lc@gov.mt



Pembroke Local Council

Alamein Road
Pembroke, PBK 1776,
Malta

Tel: (356) 2137 2111 Fax: (356) 2137 2555

Web: www.pembroke.gov.mt

e.mail: pembroke.lc@gov.mt

Internal Memo Referenza 18/2017

25 ta' April 2017

Laqgħat li saru bejn il-Laqqgħa 04/K7/17 u 05/K7/17

Data	Suggett	Post	Min attenda
28/03/2017	Laqgħa tal-Kunsill numru 04/K7/2017	Kunsill Lokali Pembroke	Dean Hili Ray Lanzon Mark Causon Charles Cesare Kevin Borg
30/03/2017	Laqgħa ma Julien Lagarde ta' Colour my Run	Kunsill Lokali Pembroke	Dean Hili Kevin Borg
04/04/2017	Laqgħa ma' Joe Vella Company	Kunsill Lokali Pembroke	Dean Hili Kevin Borg
06/04/2017	Laqgħa ma' Projects Malta re ITS Site	Kunsill Lokali Pembroke	Dean Hili Kevin Borg
13/04/2017	Laqgħa mas-sur Joe Micallef (minil-Bar ta' Pembroke Athleta)	Kunsill Lokali Pembroke	Dean Hili
18/04/2017	Laqgħa mal-ispettur Nikolai Sant mill-Għassa ta' San Giljan dwar il-filmati ta' CCTV	Kunsill Lokali Pembroke	Dean Hili Kevin Borg
19/04/2017	Management of marine protected areas	Hexagon House, Marsa	Dean Hili Kevin Borg

Sindku : Dean Hili LL.D. **Viċi Sindku** : Raymond Lanzon
Kunsilliera : Evelyn Vella Brincat, Mark Causon u Charles Cesare
Segretarju Eżekuttiv : Kevin Borg


25/04/2017 Invit mill-Ambaxxata Awstraljana għall-
ANZAC Day Reception

Ambaxxata
Awstraljana

Kevin Borg




Kevin Borg
Segretarju Eżekuttiv



Awtorizzazzjoni tas-Sindku Dean Hili sabiex tiġi ċċirkolata lill-Kunsilliera

Sindku : Avv. Dean Hili, **Viċi Sindku :** Raymond Lanzon
Kunsilliera : Evelyn Vella Brincat, Mark Causon u Charles Cesare
Segretarju Eżekuttiv : Kevin Borg



Internal Memo Referenza 19/2017

25 ta' April 2017


Lista ta' works orders li jinhtieg li jigu ratifikata
bejn il-Laqgħa 04/K7/17 u 05/K7/17

Referenza		Kuntrattur	Xogħol ordnat
66	2017	Ells' Urban Services	Tlabna li jsir xi patching f'diversi toroq fil-lokal
67	2017	Pembroke Self Service	Tlabna sabiex jissuplixxi xi snacks għall-laqqgħa tal-Kunsill
68	2017	Happy Xopper	Tlabna sabiex jissuplixxi xi soft drinks għall-laqqgħa tal-Kunsill
70	2017	Pembroke Hardware Store	Tlabna jissuplixxi diversi affarijiet għall-perjodu sal-aħħar ta' Diċembru 2017.
72	2017	J&K Contractors	Tlabna sabiex isir manutenzjoni madwar il-bus shelter ta' San Patrizju u nstallazzjoni ta' railing
73	2017	Joseph Cachia and Sons	Tlabna sabiex isir update tal-magna tal-flus
74	2017	B. Grima and Sons	Tlabna sabiex jissuplixxi xi xebgħa u tinner
75	2017	Mica Med	Tlabna sabiex jiccekja l-arbli li hemm madwar Triq Pietro Rossell minhabba li hemm hafna maqtugħa
76	2017	Mica Med	Tlabna jiccekja globu quddiem Blk A8 minhabba li aktarx tkisser
77	2017	Corner Stone	Tlabna sabiex jissottometti lill-PA oġġezzjoni għall-iżvilupp propost abbażi tal-istess oġġezzjonijiet preċedenti.


Kevin Borg
Segretarju Eżekuttiv


Awtorizzazzjoni tas-Sindku Dean Hili sabiex tiġi ċċirkolata lill-Kunsilliera

Sindku : Dean Hili LL. D. Viċi Sindku : Raymond Lanzon
Kunsilliera : Evelyn Vella Brincat, Mark Causon u Charles Cesare
Segretarju Eżekuttiv : Kevin Borg



Internal Memo Referenza 20/2017

25 ta' April 2017

Lista ta' ilmenti li għadhom pendenti bejn il-
Laqgħa 04/K7/17 u 05/K7/17

Referenza		Kuntrattur	Xogħol ordnat
15	12/04/2017	Mary Borg	Talbet sabiex isiru akar tabelli fuq ix-xaghri sabiex in-nies izommu l-klieb bic-cinga


Kevin Borg
Segretarju Eżekuttiv

Awtorizzazzjoni tas-Sindku Dean Hili sabiex tiġi ċċirkolata lill-Kunsilliera

Sindku : Dean Hili LL. D. **Viċi Sindku** : Raymond Lanzon
Kunsilliera : Evelyn Vella Brincat, Mark Causon u Charles Cesare
Segretarju Eżekuttiv : Kevin Borg